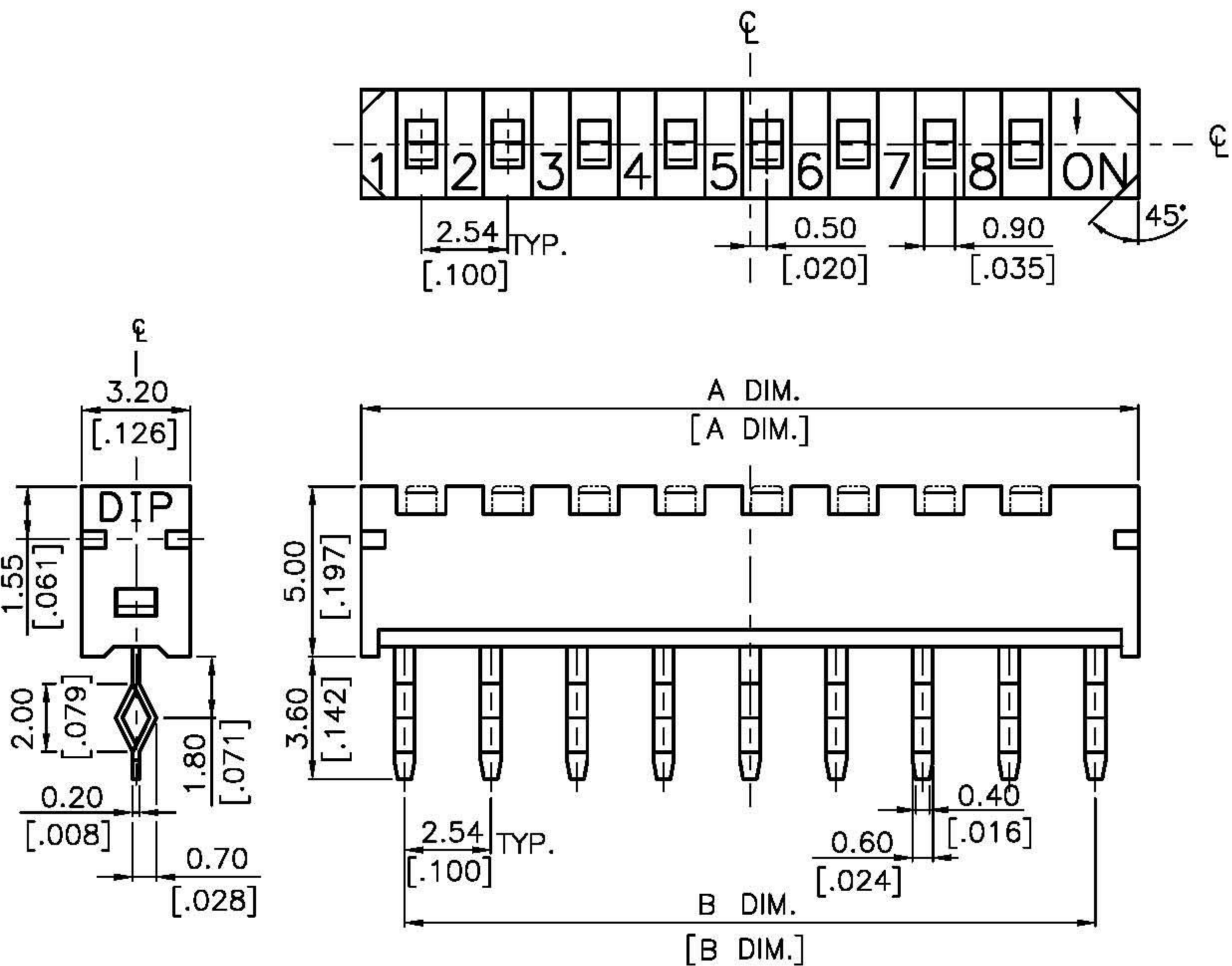


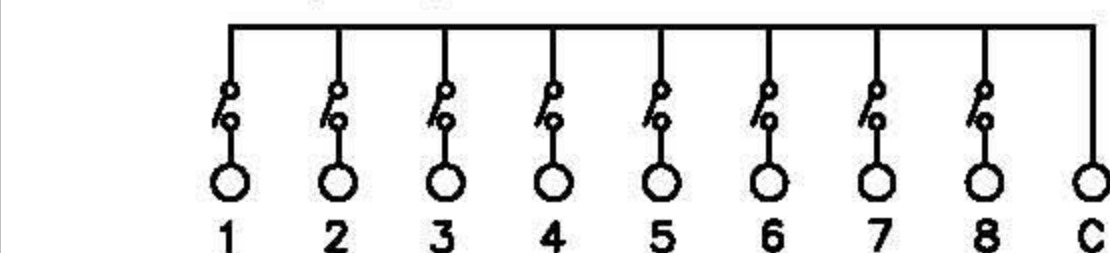
NOTE:

1. ALL DIMENSIONS ARE IN MILLIMETERS, BRACKETED DIMENSIONS ARE IN INCHES.
2. GENERAL TOLERANCES MAX. ±0.20mm.
3. MATERIAL & □: SEE PAGE 3 OF 3.



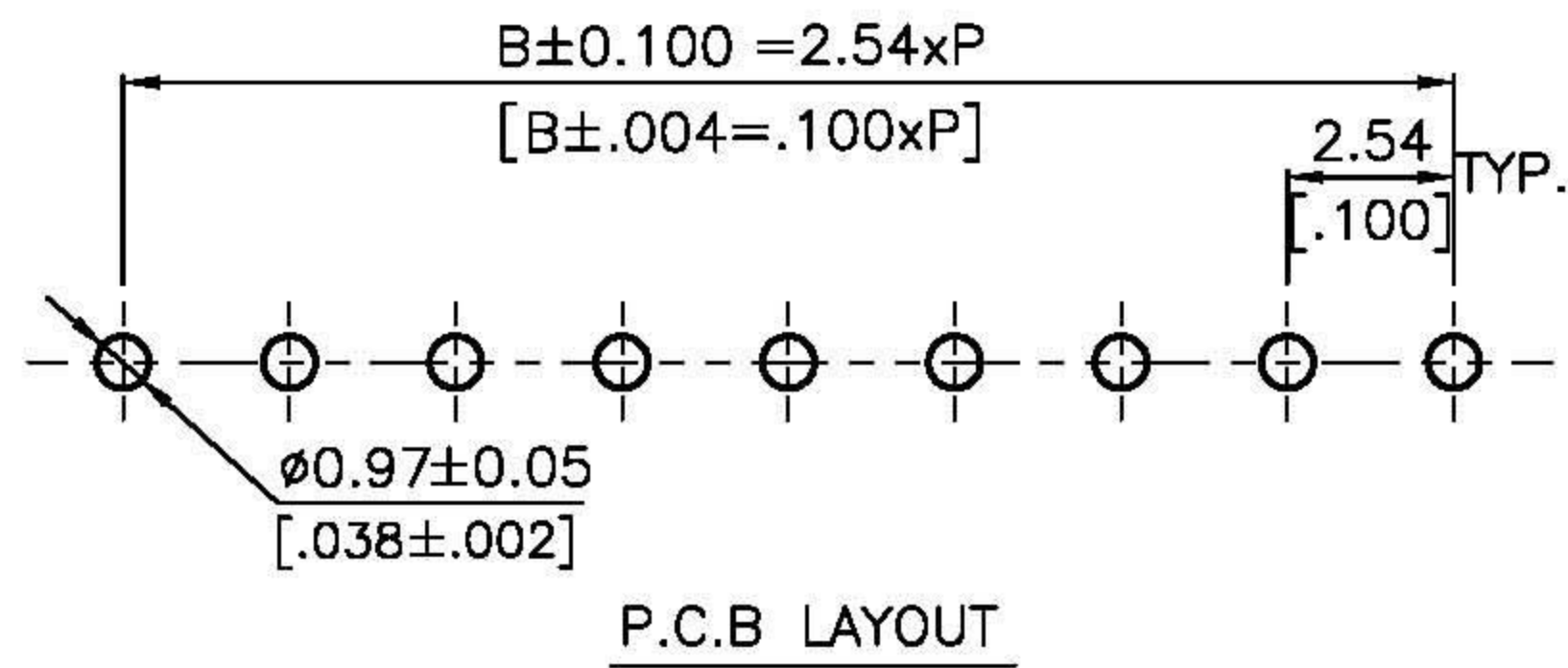
SIP-12	12	33.02[1.300]	30.48[1.200]
* SIP-10-V	10	27.94[1.100]	25.40[1.000]
* SIP-08-V	8	22.86[.900]	20.32[.800]
* SIP-06-V	6	17.78[.700]	15.24[.600]
* SIP-04-V	4	12.70[.500]	10.16[.400]
* SIP-02-V	2	7.62[.300]	5.08[.200]
PROD. NO.	NO. OF POS.	DIM. A	DIM. B

SCHEMATIC(TYP.)



CIRCUIT DIAGRAM (2,4,6,8,10,12 POS. AVAIL)

*** AVAILABLE**



△				
△				
△				
△	A	DWG.REL.	01.06'03	李正哲
ZONE	REV	DESCRIPTION	DATE	APPD.

APPD:	QTY:	广州市求索电子有限公司 GuangZhou QiuSuo Electronic Co.,Ltd		PART NAME:
CHKD:	SCALE: 6:1			SIP TYPE SWITCH (STRAIGHT STYLE)
DR: 黄昌茂	REV: A	UNITS: mm	PART NO:	MAT'L:
DESIGN: 吴振中			SIP-□□T-V	FINISH:
				DWG NO: R D 11 P 8 T -V.